



HIMUNICATION

VHF MARINE RADIO

HM160 MAX

User Manual



<http://www.himunication.com>

Please Scan the QR Code to Download
EN/FR/ES/ITA Multi-language User Manual

Table of contents

Introduction.....	2
Waterproof design Warning.....	3
Key description.....	4
Key function.....	5
Display.....	5
Direct key operation.....	5
Power ON/OFF.....	5
Volume control	6
Squelch Control.....	6
Channel UP/DOWN.....	6
16/9 Channel.....	6
H/M/L Tx Power.....	7
Wx(USAor CAN).....	7
Weather Alert Operation.....	7
Private Channel.....	7
Scan.....	7
MEM.....	8
Watch.....	8
Backlight.....	9
Key Lock.....	9
Torch.....	9
Record/Play voice.....	9
Special function operation.....	9
TX Time out.....	9
Power save Mode.....	9
TX Indicator.....	9
WDT - Water Displacement Technology.....	9
European key operation.....	10
Programming ATIS ID.....	10
Special function keys.....	11
Build in Battery.....	11
Connection Cable.....	11
Appendix A – Near Lightning Strike Test.....	12
Annexe B – Channel List.....	13

HM160 MAX Instruction Manual

Introduction

HM160MAX is a new product developed and design by HIMUNICATION in 2021, and officially launched in 2022. It is an international professional marine radio , which can transmit and receive all ship's internationally channels in VHF band, such as the ITU. At the same time,the marine radio selected the best level of raw materials, built in battery design,TypeC charging design, highest level of safety and waterproof, and meet all industry standards to provide you a reliable communication radio . Last but important, it got extra additional innovated marine torch. HIMUNICATION, Innovation,make a difference!

EU Regulatory Conformance

As certified by the qualified laboratory, the product is in compliance with the essential requirements and other relevant provisions of the Directive 2014/53/EU. Please note that the above information is applicable to EU countries only.

Fabricant : HIMUNICATION

Numbel : 11005103

Adresse : Address:7th Floor, building 13, Run Dong Sheng Industrial Park, National Road 107, Longzhu community, Xixiang, baoan district, Shenzhen,China

Hereby, HIMUNICATION declares that this Maritime Radio is in compliance with essential requirements and other relevant provisions of Directive 2014/53/EU.



Caution

1. Risk of explosion if battery is replaced by an incorrect type. Dispose of used batteries according to the instructions.
2. Adapter shall be installed near the equipment and shall be easily accessible.
3. The device operating temperature range is -15~55°C.
4. The plug considered as disconnect device of adapter.
5. The device complies with RF specifications when the device used at 25mm from your front face and 0mm from your body.
6. Declaration of Conformity.

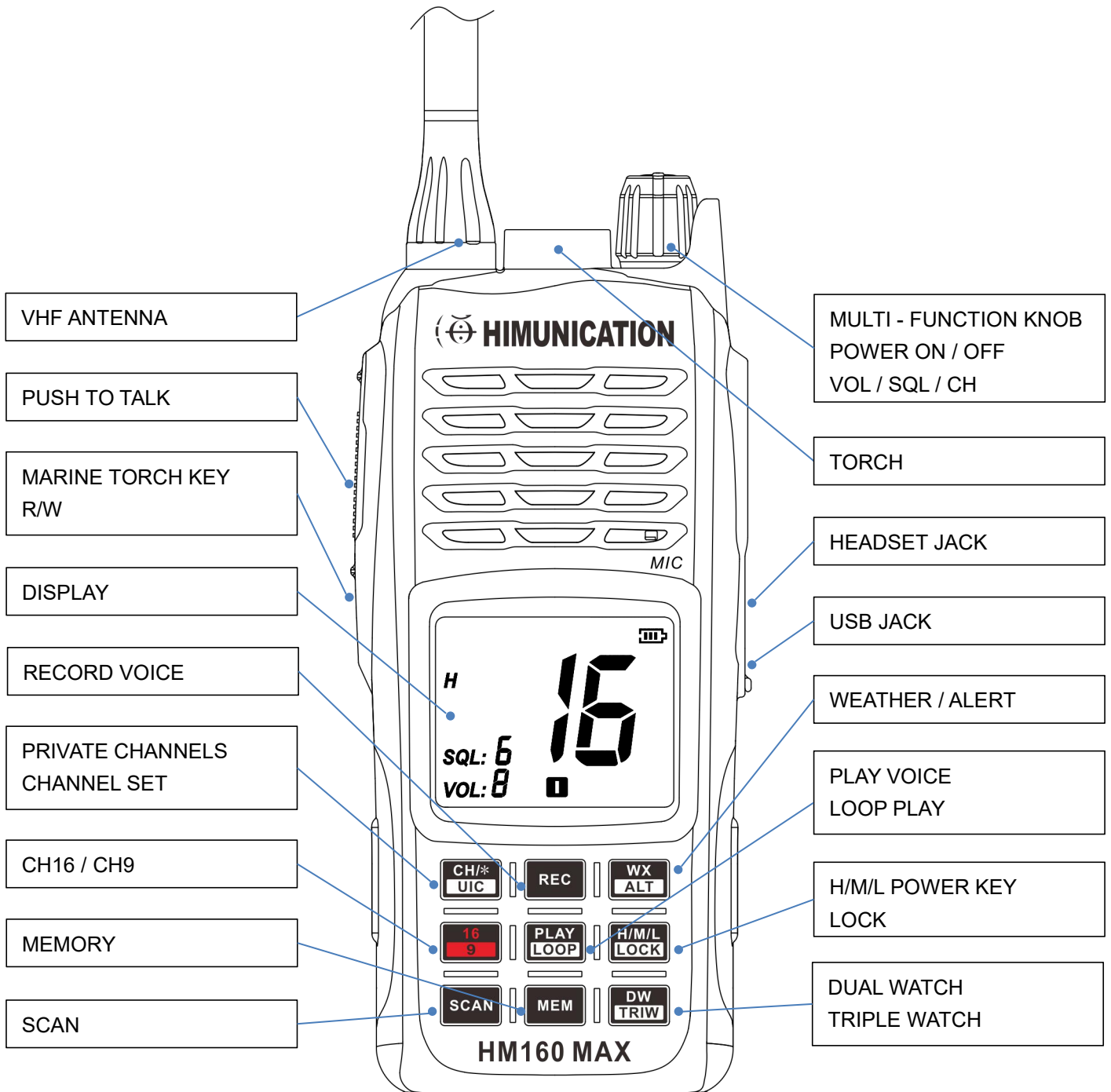
The information listed above provides the user with information needed to make him or her aware of a RF exposure, and what to do to assure that this radio operates within the CE exposure limits of this radio.

The device complies with RF specifications when the device used at 25mm from your front face and 0mm from your body. Third-party belt-clips, holsters, and similar accessories used by this device should not contain any metallic components. Body-worn accessories that do not meet these requirements may not comply with RF exposure requirements and should be avoided.
Maximun SAR Value (10g):0.459W/Kg.

Waterproof design Warning:

This product is the IPX8 waterproof design, in order to achieve the best performance.

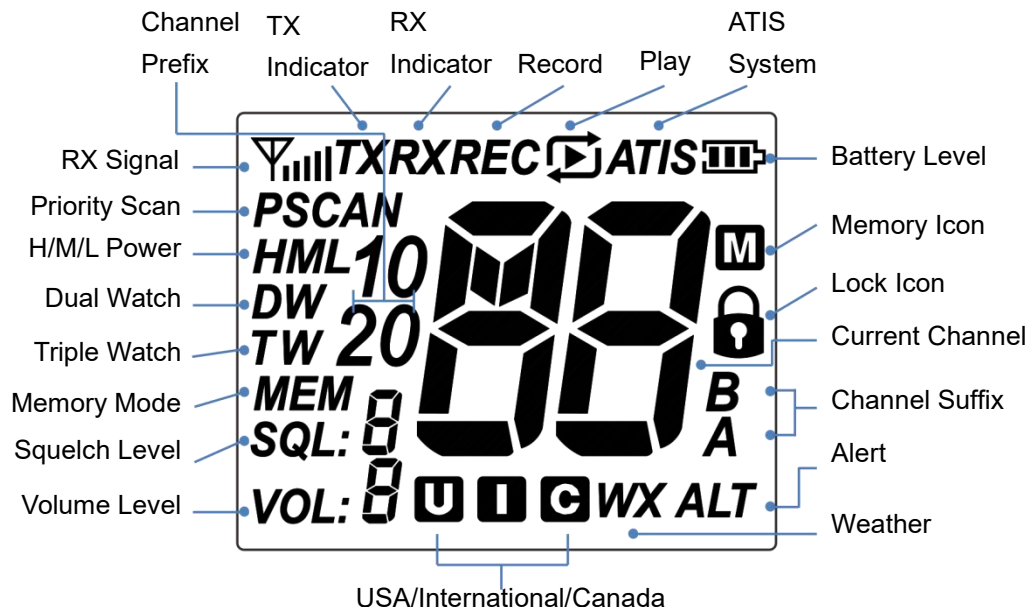
Key description



Key function

Key	Short Press (< 3 sec)	Long Press (> 3 sec)
Power Knob(PUSH)	Power On	Power Off
Power Knob	adjust the volume level	
Power Knob(PUSH1)	adjust the squelch level	
Power Knob(PUSH2)	adjust the channel up/down and scan direction	
Torch R/W	Torch On/Off	Toggle Red and White torch
REC	Record voice enable/disable	/
PLAY/LOOP	Play voice enable/disable	Loop play the voice
SCAN+ POWER ON	Shock Wave	/
H/M/L /Lock	TX Power High/Middle/Low	Lock Key
16/9	CH16	CH9
DW/TRIW	Dual Watch mode	Tri Watch mode
WX/ALT	Weather Channel	Alert enable/disable
SCAN	All Scan/all memory Scan	Priority all/memory Scan
MEM	Memory Mode	Save/Delete Memory Channel
CH*/UIC	Private channel	UIC Band

Display



Direct Key Operation

Power ON/OFF (Knob)

Push the coding knob until a click sound heard the unit will power on.

The unit will start with Normal mode.

- Turn on the 1000Hz tone for 100ms
- Turn on the backlit in full scale for 5 sec
- Recall the last channel number, TX power settings and operational mode
- If no last channel info, go to Channel 16, TX Power be Hi
- Volume set level 5 (default),max is level 9.
- Squelch set level 5 (default),max is level 9.

Volume Control (Knob)

Adjust the coding knob to control the loudspeaker volume level.

Squelch Control (Knob)

At the radio normal mode to adjust the squelch level, short press the coding knob will Flash SQL's level , clockwise or anti clockwise the coding knob to select SQL level accordingly.

Channel UP/DOWN (Knob)

At the radio normal mode to adjust Channel Up/Down. short press the coding knob twice will Flash Channel Number, clockwise or anti clockwise the coding knob to select Channel Number according,then short press the coding knob to exit the setting status.

16/9 CHANNEL

Summary of CH16/9 Key operation:

1. Jump to either Channel 16 or 9 (priority channel) directly by pressing the 16 / 9 Key (short press to jump to priority CH16 at High Power and long press to jump to priority CH9 at High Power) if the current channel is not the priority channel.
Note: Accessing the priority channel will change the power setting to high power. The user can change the power setting to low power by pressing H/M/L/LOCK key. If the priority channel is limited by the cloning software for 1-W only, accessing priority channel will still follow the low power limitation. The setting in the cloning software takes precedent. It is done to make it consistent with the Fix VHF radio.
2. After the channel is tuned to the priority channel, the "P" icon is lit to indicate that the priority CH16 or CH9 has been reached. The coding knob functions normally.
3. When the radio already tunes to the priority channel pressing 16/9 key will revert radio to the previously used working channel depending on how it being press (see flow chart above).

To reprogram a secondary priority channel:

1. Tune to priority CH9. It is indicated by "P" icon. It is done by pressing "16/9" key for more than 3 sacs.
2. Then, press and hold the "16/9"key for 3 seconds.
3. and the current secondary priority channel number should start flashing.
4. While the channel number is flashing, it can be changed with clockwise or anti clockwise the coding knob.The selection can be saved by pressing the "16/9" key and the screen display "P" icon to indicate that the secondary priority channel has been changed.
5. The user can reprogram the secondary priority channel on the HM160MAX

H/M/L Tx Power

Short press the H/M/L/LOCK key will toggle the TX power from H to M or L vice versa. The corresponding H to M or L icon will turn on the LCD.

Some of the channel has been limited to be low power only or high power only. Thus, the software needs to check against the channel setting stored in the EEPROM.

If the operation request is denied, error beeps tone will out

For some channel is allowed to over-rule the restriction temporary such as CH 13 & 67 in USA band. Press and hold the PTT key and hold the H/M/L/LOCK key to switch the TX power to Hi power

Wx (USA or CAN)

Short press WX/ALT key will enter Wx mode. Short press Coding Knob Twice to change Wx channel

Weather Alert Operation

1. Weather Alert is toggled (switch ON and OFF) by pressing and holding WX button in the weather mode. In the Weather Mode, toggling the Weather Alert function ON and OFF will toggle the icon "ALT" accordingly.
2. When Weather Alert function is enabled. Every 4 seconds the last used weather channel should be checked for weather alert tone when the radio is tuned to working channel. When the radio is tuned to working channel. With Weather Alert Function enable, the "WX" and "ALT" symbol should display. if the alert tone is detected, A short alarm tone should sound. The radio would automatically tune to the current monitor WX channel where the weather alert has been detected. The alert should be detected in all the modes of operation (Standby, Dual and Tri-watch, Scan etc.)

Private Channel

Short press CH/*/UIC key will enter Private channel. short Press the coding knob twice to change private channel.

The screen will display "--"if no private channel save in the eeprom

Scan

This is the function to scan for broadcasting channels. When available channel detected, the receiver will stop at that channel and continue to search when that transmission ceased.

There are 4 Scan modes available – All SCAN, Memory Scan, Priority Scan & Priority memory Scan, Default is All Scan

1. Short press the SCAN key to activate the SCAN function.
2. When the radio in the normal mode, All Scan will be initiated. When the radio in the All Scan mode, all channel will be scan in sequence.
3. When the radio in the memory mode, Memory Scan will be initiated. When either All Scan or Memory Scan is active, long press the Scan key will initiate Priority Scan.
4. Long press SCAN key during Scan operation will toggle All Scan or Memory Scan with Priority Scan. The "P" icon (priority icon) would be lit accordingly.

The memory channel will be stated whenever signal received. Once the transmission finished, the SCAN will

automatically carry on to searching for next channel.

All Memory Scan

M1 – M2 – M3 - ... M10 – M1- ...

All Scan

CH1-CH2-CH3-.....-CH88-CH1

Priority Memory Scan

M1 – CH 16 – M2 – CH 16 - ... CH 16 – M1 – M16 - ...

(M1; M2; M3 means 1st, 2nd, 3rd programmed channel)

Priority All Scan

CH1-CH16-CH2-CH16-CH3-CH16-.....-CH88-CH16-L1-CH16-...

(The radio only has L1 as its private channel.)

MEM

Press the MEM to enter the memory mode when there is at least one channel in the memory. The channel sequences will follow the programmed channels in the memory. The “MEM” icon will be turned on. Short press the SCAN will start MEMORY SCAN.

Adding/Deleting CH from the memory:

1. During the normal mode, use the Coding Knob to select the desired channel for programming.
2. Long press the MEM key to store up the channel as memory channel.
3. The “M” icon shows up to indicate the current channel has been saved in the memory. No limited of memory channels.
4. Separate memory channel exists for USA, International, and Canadian Frequency group.
5. During the normal mode, short Press the coding knob twice to select the channel to be deleted.
6. Long press the MEM key to delete the channel from the memory.

Watch

Dual Watch

Short press DW/TriW key to activate the DUAL WATCH mode. Monitor the current channel and Ch 16 in cycle.

Whenever, Weather Alert is activated, the Wx Alert channel will be monitored once every 4sec.

Current Channel - CH 16 – Current Channel – CH 16 – Wx Alert - Current Channel - ...

Tri Watch

Long press DW/TRI key to activate the TRI WATCH mode. Monitor the Ch 16, current channel and the 2nd Priority CH in cycle.

Note: programmed channel is the secondary priority Channel. Default secondary priority channel is CH9.

Current Channel – CH 16 – 2nd Priority CH – Current Channel – CH 16 – 2nd Priority CH – Current Channel - ...

Note: When weather Alert is enabled, similar scheduling as the Dual-watch is used.

Backlight

Any key press will turn on the backlit (if backlit setting is ON) except the PTT key. The backlit should be remaining on for 5 sec if no any keys pressed. The time out will be reset if any key pressed within the time frame.

Key Lock

Long press for 3 sec the H/M/L/Lock key will lock the keypad except the PTT key and backlight function. A key lock icon will be displayed. Long press the H/M/L/LOCK key again will release the key lock function.

Torch

The torch can work at two color :red and white.Short press the Torch/R/W key will switch the torch on or off, If quickly short press the Torch/R/W key, the torch will sequence produces this phenomenon: no flash,fastly flash,slowly flash (SOS) the led. Long press the Torch/R/W key will toggle red color torch or white color torch.

Record/Play voice

The record IC can record voice 60 seconds.Short press the REC key will switch record function enable or disable. If record function enable and the squelch open, The record IC will record the receiving voice. Short press PLAY/LOOP key will switch play function enable or disable. Long press PLAY/LOOP key will enter loop play voice in record IC.

Special function operation

TX Time Out

The transmission will be automatically turn off after PTT key pressed over 5 consecutive minutes. The Tx mode will be terminate and back to Rx mode. Once the PTT key is released, the TX time out timer will be reset. PTT key will work back normally.

Power save Mode

In order to save power, when Transceiver's does not receive a signal for 5 seconds, it will enter the power save state after 5 seconds.

TX Indicator

When the radio is transmitting, the "TX" icon will be lit up

WDT – Water Displacement Technology

To activate WDT press and hold the SCAN key whilst switching on the HM160MAX. You will be prompted with a beep tone and the letter'qu' will display on the screen and hold the HM160MAX face down. After the water completely kick off from the speaker grids, short press the SCAN to stop the WDT. Then restart the HM160MAX.

European key operation

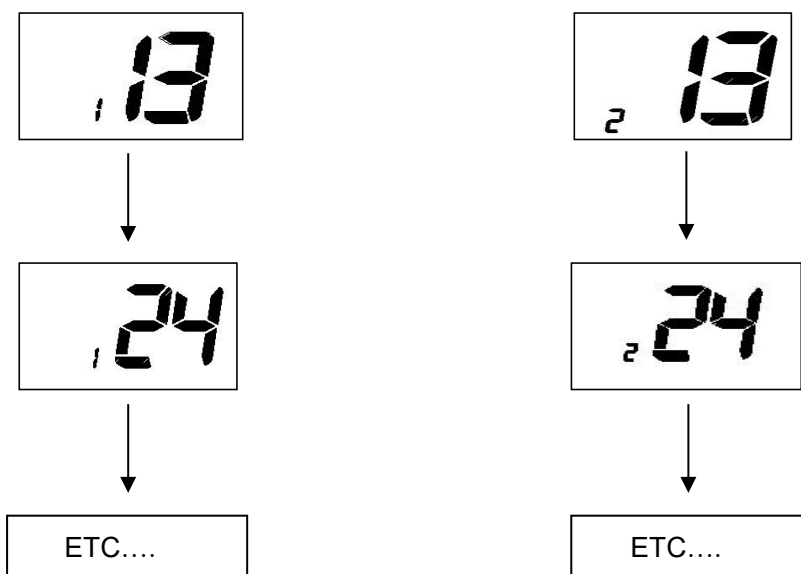
Most of the functions in the radio are the same as the US model. These are the functions that work differently. Programming ATIS ID

ATIS function only exists in European Model. Therefore, it only functions when the European radio is tuned to the International Frequency Group. After ATIS ID is being program into the radio via the keypad or the cloning software, the ATIS function will be enabled all the time. The user cannot disable it.

To enable the customer to enter ATID ID into the radio from the keypad, the check box next to the ATIS entry by user on the Cloning software has to be ticked.


Programming ATIS ID from the Keypad

1. Programming start with the radio turn OFF.
2. Long press H/M/L/Lock and turn radio ON to access the ATIS mode.
3. The front digit will indicate the digit position of the ATIS ID. The rear digit will blink continuously. The rear digit indicates the ATIS ID. Changing the value of the rear digit can be achieved using the coding knob.
4. Press "MEM" key to confirm the selection and move to the next digit.
5. After the user complete the 9 digit ATIS ID, the user has to enter the ATIS ID the second time to avoid invalid entry. If different ATIS ID is entered, operation will be canceled The user has to repeat step one to initiate the ATID ID entering sequence.
6. After entering a valid ATID ID for the second time, the ATIS ID will be flashed in sequence one time on the screen, and the radio will revert into previously working channel saved in the memory before the radio is turn off. If no channel is found in the memory, the radio will revert to CH16 at High Power setting
7. Store the ATIS ID permanently into the radio by turning the radio off.
8. After the ATIS ID being programmed into the radio, from OFF position holding H/M/L and turning the radio ON will make the radio flash its ATIS ID. After this stage, only with the cloning software the ATIS ID be modified or erased.

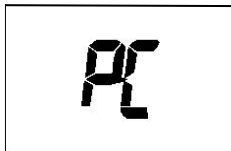


Special function keys

If you press the WX/ALT key and push coding knob, then you can enter the upgrade mode directly

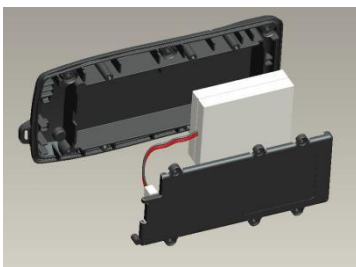


Press the DW/TRW key and push coding knob, then you can enter the writing channel mode directly



Build in Battery

The HM160MAX model has the Build in Battery design like the iPhone there are three steps to installation and removal the battery in below diagram.



Step1



Step2



Step3

Connection Cable

The length of the Type-C USB Cable is 1 meter, the cable can be used for the software update and charge.



Appendix A – Near Lightning Strike Test

This appendix describes the general procedure for evaluating the immunity to near lightning strikes (NLS) of the HM160MAX VHF Radio.

The test simulates a slow, high-energy pulse produced by an NLS event.

Related External Documents

- **BS EN 61000-4-5 : 2006**
- **EMC Directive 2004/108/EC**

List of Abbreviations

AE	Auxiliary Equipment
CE	Conducted Emissions
EMC	Electromagnetic Compatibility
EN	European Norm
EUT	Equipment Under Test
FTB	Fast Transient Burst
MED	Marine Equipment Directive
QP	Quasi Peak

Safety

The high voltage interference pulse can contain a very large quantity of energy and every precaution shall be taken to avoid contact with EUT during a test. It is highly recommended that at least one other person is present (or very close by) during the test.

Test Configuration

EUT Operating Configuration

All operating configurations should be tested with appropriate performance criteria defined for each test.

Performance Criteria

From BS EN 61000-4-5 : 2006

Performance criteria C: Temporary loss of function or degradation of performance, the correction of which requires operator intervention.

Appendix B – Channel List

International Marine VHF Channels & Frequencies				
CH	TX Freq	RX Freq	Simple	Freq Use
01	156.050	160.650		Public Correspondence, Port Operations and Ship Movement
02	156.100	160.700		Public Correspondence, Port Operations and Ship Movement
03	156.150	160.750		Public Correspondence, Port Operations and Ship Movement
04	156.200	160.800		Public Correspondence, Port Operations and Ship Movement
05	156.250	160.850		Public Correspondence, Port Operations and Ship Movement
06	156.300	156.300	x	Inter-ship [1]
07	156.350	160.950		Public Correspondence, Port Operations and Ship Movement
08	156.400	156.400	x	Inter-ship
09	156.450	156.450	x	Inter-ship, Port Operations and Ship Movement
10	156.500	156.500	x	Inter-ship, Port Operations and Ship Movement [2]
11	156.550	156.550	x	Port Operations and Ship Movement
12	156.600	156.600	x	Port Operations and Ship Movement
13	156.650	156.650	x	Inter-ship Safety, Port Operations and Ship Movement [3]
14	156.700	156.700	x	Port Operations and Ship Movement
15	156.750	156.750	x	Inter-ship and On-board Communications at 1W only [4]
16	156.800	156.800	x	Distress, Safety and Calling
17	156.850	156.850	x	Inter-ship and On-board Communications at 1W only [4]
18	156.900	161.500		Public Correspondence, Port Operations and Ship Movement
19	156.950	161.550		Public Correspondence, Port Operations and Ship Movement
1019	156.950	156.950	x	Public Correspondence, Port Operations and Ship Movement
2019	RX Only	161.550		Public Correspondence, Port Operations and Ship Movement
20	157.000	161.600		Public Correspondence, Port Operations and Ship Movement
1020	157.000	157.000	x	Public Correspondence, Port Operations and Ship Movement
2020	RX Only	161.600		Public Correspondence, Port Operations and Ship Movement
21	157.050	161.650		Public Correspondence, Port Operations and Ship Movement
22	157.100	161.700		Public Correspondence, Port Operations and Ship Movement
23	157.150	161.750		Public Correspondence, Port Operations and Ship Movement
1027	157.350	157.350	x	Public Correspondence
1028	157.400	157.400	x	Public Correspondence
60	156.025	160.625		Public Correspondence, Port Operations and Ship Movement
61	156.075	160.675		Public Correspondence, Port Operations and Ship Movement
62	156.125	160.725		Public Correspondence, Port Operations and Ship Movement
63	156.175	160.775		Public Correspondence, Port Operations and Ship Movement
64	156.225	160.825		Public Correspondence, Port Operations and Ship Movement
65	156.275	160.875		Public Correspondence, Port Operations and Ship Movement
66	156.325	160.925		Public Correspondence, Port Operations and Ship Movement
67	156.375	156.375	x	Inter-ship, Port Operations and Ship Movement [2]
68	156.425	156.425	x	Port Operations and Ship Movement
69	156.475	156.475	x	Inter-ship, Port Operations and Ship Movement
71	156.575	156.575	x	Port Operations and Ship Movement

72	156.625	156.625	x	Inter-ship
73	156.675	156.675	x	Inter-ship [2]
74	156.725	156.725	x	Port operations and Ship movement
75	156.775	156.775	x	See Note [5]
76	156.825	156.825	x	See Note [5]
77	156.875	156.875	x	Inter-ship
78	156.925	161.525		Public correspondence, Port Operations and Ship Movement
1078	156.925	156.925	x	Public correspondence, Port Operations and Ship Movement
2078	RX Only	161.525		Public correspondence, Port Operations and Ship Movement
79	156.975	161.575		Public correspondence, Port Operations and Ship Movement
1079	156.975	156.975	x	Public correspondence, Port Operations and Ship Movement
2079	RX Only	161.575		Public correspondence, Port Operations and Ship Movement
80	157.025	161.625		Public correspondence, Port Operations and Ship Movement
81	157.075	161.675		Public correspondence, Port Operations and Ship Movement
82	157.125	161.725		Public correspondence, Port Operations and Ship Movement
83	157.175	161.775		Public correspondence, Port Operations and Ship Movement
87	157.375	157.375	x	Port Operations and Ship Movement
88	157.425	157.425	x	Port Operations and Ship Movement

- ◆ Inter-ship channels are for communications between ship stations. Inter-ship communications should be restricted to Channels 6, 8, 72 and 77. If these are not available, the other channels marked for Inter-ship may be used.
- ◆ Channel 70 is used exclusively for Digital Selective Calling (DSC) and is not available for regular voice communications.

Notes:

1. Channel 06 may also be used for communications between ship stations and aircraft engaged in coordinated search and rescue operations. Ship stations should avoid harmful interference to such communications on channel 06 as well as to communications between aircraft stations, ice breakers and assisted ships during ice seasons.
2. Within the European Maritime Area and in Canada, channels 10, 67 and 73 may also be used by the individual administrations concerned for communication between ship stations, aircraft stations and participating land stations engaged in coordinated search and rescue and anti-pollution operations in local areas. Channels 10 or 73 (depending on location)

are also used for the broadcast of Marine Safety Information by the Maritime and Coast Guard Agency in the UK only.

3. Channel 13 is designated for use on a worldwide basis as a navigation safety communication channel, primarily for inter-ship navigation safety communications.
4. Channels 15 and 17 may also be used for on-board communications provided the effective radiated power does not exceed 1 Watt.
5. The use of Channels 75 and 76 should be restricted to navigation related communication only and all precautions should be taken to avoid harmful interference to channel 16. Transmit power is limited to 1 Watt.

U.S. Marine VHF Channels and Frequencies				
CH	TX Freq	RX Freq	Simplex	Freq Use
1001	156.050	156.050	x	Port Operations and Commercial, VTS. Available only in New Orleans / Lower Mississippi area.
1003	156.150	156.150	x	U.S. Government only
1005	156.250	156.250	x	Port Operations or VTS in the Houston, New Orleans and Seattle areas.
06	156.300	156.300	x	Inter-ship Safety
1007	156.350	156.350	x	Commercial
08	156.400	156.400	x	Commercial (Inter-ship only)
09	156.450	156.450	x	Boater Calling. Commercial and Non-Commercial.
10	156.500	156.500	x	Commercial
11	156.550	156.550	x	Commercial. VTS in selected areas.
12	156.600	156.600	x	Port Operations. VTS in selected areas.
13	156.650	156.650	x	Inter-ship Navigation Safety (Bridge-to-bridge). Ships >20meters in length maintain a listening watch on this channel in US waters.
14	156.700	156.700	x	Port Operations. VTS in selected areas.
15	RX Only	156.750		Environmental (Receive only). Used by Class 'C' EPIRBS.
16	156.800	156.800	x	International Distress, Safety and Calling. Ships required to carry radio, USCG, and most coast stations maintain a listening watch on this channel.
17	156.850	156.850	x	State Control
1018	156.900	156.900	x	Commercial
1019	156.950	156.950	x	Commercial
20	157.000	161.600		Port Operations (duplex)
1020	157.000	157.000	x	Port Operations
1021	157.050	157.050	x	U.S. Coast Guard only
1022	157.100	157.100	x	Coast Guard Liaison and Maritime Safety Information Broadcasts. Broadcasts announced on channel 16.
1023	157.150	157.150	x	U.S. Coast Guard only
1027	157.350	157.350	x	PC Public Correspondence
1028	157.400	157.400	x	PC Public Correspondence
1061	156.075	156.075	x	U.S. Government only
1063	156.175	156.175	x	Port Operations and Commercial, VTS. Available only in New Orleans / Lower Mississippi area.
1064	156.225	156.225	x	U.S. Coast Guard only
1065	156.275	156.275	x	Port Operations
1066	156.325	156.325	x	Port Operations
67	156.375	156.375	x	Commercial. Used for Bridge-to-bridge communications in lower Mississippi River. Inter-ship only.
68	156.425	156.425	x	Non-Commercial
69	156.475	156.475	x	Non-Commercial
70	156.525	156.525	x	Non-Commercial
71	156.575	156.575	x	Non-Commercial
72	156.625	156.625	x	Non-Commercial (Inter-ship only)
73	156.675	156.675	x	Port Operations
74	156.725	156.725	x	Port Operations
77	156.875	156.875	x	Port Operations (Inter-ship only)
1078	156.925	156.925	x	Non-Commercial

1079	156.975	156.975	x	Commercial. Non-Commercial in Great Lakes only.
1080	157.025	157.025	x	Commercial. Non-Commercial in Great Lakes only
1081	157.075	157.075	x	U.S. Government only – Environmental protection operations.
1082	157.125	157.125	x	U.S. Government only
1083	157.175	157.175	x	U.S. Coast Guard only
87	157.375	157.375	x	Public Correspondence Marine Operator)
88	157.425	157.425	x	Public Correspondence only near Canadian border

- ◆ Recreational boaters normally use channels listed as Non-Commercial: 68, 69, 71, 72, 1078.
- ◆ Channel 70 is used exclusively for Digital Selective Calling (DSC) and is not available for regular voice communications.
- ◆ Channel 16 and are not available for regular voice communications.

Notes:

1. The digits “10” following a channel number indicates simplex use of the ship station transmit side of an international semi-duplex channel. Operations are different from that of international operations on that channel.
2. Channel 13 should be used to contact a ship when there is danger of collision. All ships of length 20 meters or greater are required to guard VHF channel 13, in addition to VHF channel 16, when operating within U.S. territorial waters.
3. Channel is Receive Only.
4. Channel 16 is used for calling other stations or for distress alerting.
5. Output power is fixed at 1 watt only.
6. Output power is initially set to 1 watt. User can temporarily override this restriction to transmit at high power.

Canadian Marine VHF Channels and Frequencies				
CH	TX Freq	RX Freq	Simple	Area of Operation Use
01	156.050	160.650		PC Public Correspondence
02	156.100	160.700		PC Public Correspondence
03	156.150	160.750		PC Public Correspondence
1004	156.200	156.200	x	PC Inter-ship, Ship/Shore and Safety: Canadian Coast Guard S&R
1005	156.250	156.250	x	Ship Movement
06	156.300	156.300	x	All areas Inter-ship, Commercial, Non commercial and Safety: May Be used for search and rescue communications between ships and aircraft.
1007	156.350	156.350	x	All areas Inter-ship, Ship/Shore, Commercial
08	156.400	156.400	x	WC, EC Inter ship, Commercial and Safety: Also assigned for operations in the Lake Winnipeg area.
09	156.450	156.450	x	AC Inter-ship, Ship/Shore, Commercial, Non-commercial and Ship Movement: May be used to communicate with aircraft and Helicopters in predominantly maritime support operations.
10	156.500	156.500	x	AC, GL Inter-ship, Ship/Shore, Commercial, Non-commercial, Safety and Ship Movement: May also be used for communications with aircraft engaged in coordinated search and rescue and antipollution operations.
11	156.550	156.550	x	PC, AC, GL Inter-ship, Ship/Shore, Commercial, Non-commercial and Ship Movement: Also used for pilotage purposes.
12	156.600	156.600	x	WC, AC, GL Inter-ship, Ship/Shore, Commercial, Non-commercial and Ship Movement: Port operations and pilot information and messages.
13	156.650	156.650	x	All areas Inter-ship, Commercial, Non-commercial and Ship Movement: Exclusively for bridge-to-bridge navigational traffic. Limited to 1-watt maximum power.
14	156.700	156.700	x	AC, GL Inter-ship, Ship/Shore, Commercial, Non-commercial and Ship Movement: Port operations and pilot information and Messages.
15	156.750	156.750	x	All areas Inter-ship, Ship/Shore, Commercial, Non-commercial and Ship Movement: All May also be used for on-board Communications.
16	156.800	156.800	x	All areas International Distress, Safety and Calling.
17	156.850	156.850	x	All areas Inter-ship, Ship/Shore, Commercial, Non-commercial and Ship Movement: All operations limited to 1-watt maximum power. May also be used for on-board Communications.
1018	156.900	156.900	x	All areas Inter-ship, Ship/Shore and Commercial: Towing on the Pacific Coast.
1019	156.950	156.950	x	All areas except PC Inter-ship and Ship/Shore: Canadian Coast Guard only.
20	157.000	161.600		All areas Ship/Shore, Safety and Ship Movement: Port operation
1021	157.050	157.050	x	All areas Inter-ship and Ship/Shore: Canadian Coast Guard only.
2021	RX Only	161.650		All areas Safety: Continuous Marine Broadcast (CMB) service.
1022	157.100	157.100	x	All areas Inter-ship, Ship/Shore, Commercial and Non-commercial: For communications between Canadian Coast Guard and non-Canadian Coast Guard stations only.

23	157.150	161.750		PC Ship/Shore and Public Correspondence: Also in the inland waters of British Columbia and the Yukon.
2023	RX Only	161.750		Continuous Marine Broadcast Service
1027	157.350	157.350	x	PC Ship/Shore and Public Correspondence
1028	157.400	157.400	x	PC Ship/Shore and Public Correspondence
60	156.025	160.625		PC Ship/Shore and Public Correspondence.
61	156.075	160.675		PC Ship/Shore and Public Correspondence
1061	156.075	156.075	x	EC Inter-ship, Ship/Shore and Commercial: Commercial fishing only.
1062	156.125	156.125	x	EC Inter-ship, Ship/Shore and Commercial: Commercial fishing only.
1063	156.175	156.175	x	Tow Boats - BCC area
64	156.225	160.825		PC Ship/Shore and Public Correspondence
1064	156.225	156.225	x	EC Inter-ship, Ship/Shore and Commercial: Commercial fishing only.
1065	156.275	156.275	x	Inter-ship, Ship/Shore, Commercial, Non-commercial, Safety: Search & rescue and antipollution operations on the Great Lakes. Towing on the Pacific Coast. Port operations only in the St. Lawrence River areas with 1W maximum power. Pleasure craft in the inland waters of Alberta, Saskatchewan and Manitoba (excluding Lake Winnipeg and the Red River).
1066	156.325	156.325	x	Inter-ship, Ship/Shore, Commercial, Non-commercial, Safety and Ship Movement: Port operations only in the St. Lawrence River/Great Lakes Areas with 1-watt maximum power.
67	156.375	156.375	x	All areas except EC Inter-ship, Ship/Shore, Commercial, Non-commercial, Safety: May also be used for communications with aircraft engaged in coordinated search and rescue and antipollution operations.
68	156.425	156.425	x	All areas Inter-ship, Ship/Shore and Non-commercial: For marinas and yacht clubs.
69	156.475	156.475	x	All areas except EC Inter-ship, Ship/Shore, Commercial and Non-commercial
71	156.575	156.575	x	PC Inter-ship, Ship/Shore, Commercial, Non-commercial, Safety and Ship Movement the East Coast and on Lake Winnipeg.
72	156.625	156.625	x	EC, PC Inter-ship, Commercial and Non-commercial: May be used to communicate with aircraft and helicopters in predominantly maritime support
73	156.675	156.675	x	All areas except EC Inter-ship, Ship/Shore, Commercial, Non-commercial, Safety: May also be used for communications with aircraft engaged in coordinated search and rescue and antipollution operations.
74	156.725	156.725	x	EC, PC Inter-ship, Ship/Shore, Commercial, Non-commercial and Ship Movement.
75	156.775	156.775	x	Simplex port operation, Ship movement and navigation related communication only. 1 watt maximum
76	156.825	156.825	x	Simplex port operation, Ship movement and navigation related communication only. 1 watt maximum
77	156.875	156.875	x	Inter-ship, Ship/Shore, Safety and Ship Movement: Pilotage on Pacific Coast. Port operations only in the St. Lawrence River/Great Lakes areas with 1W maximum power.
1078	156.925	156.925	x	EC, PC Inter-ship, Ship/Shore and Commercial
1079	156.975	156.975	x	EC, PC Inter-ship, Ship/Shore and Commercial
1080	157.025	157.025	x	EC, PC Inter-ship, Ship/Shore and Commercial

1081	157.075	157.075	x	Inter-ship and Ship/Shore: Canadian Coast Guard use only in the St. Lawrence River/ Great Lakes areas.
1082	157.125	157.125	x	Inter-ship and Ship/Shore: Canadian Coast Guard use only in the St. Lawrence River/ Great Lakes areas.
83	157.175	161.775		PC Ship/Shore and Public Correspondence
1083	157.175	157.175	x	EC Inter-ship and Ship/Shore: Canadian Coast Guard and other Government agencies.
2083	RX Only	161.775		AC, GL Safety: Continuous Marine Broadcast (CMB) Service.
87	157.375	157.375	x	AC, GL, NL Ship/Shore and Public Correspondence
88	157.425	157.425	x	AC, GL, NL Ship/Shore and Public Correspondence

AC: Atlantic Coast, Gulf and St. Lawrence River up to and including Montreal

EC: (East Coast): includes NL, AC, GL and Eastern Arctic areas

GL: Great Lakes (including St. Lawrence above Montreal)

NL: Newfoundland and Labrador

PC: Pacific Coast

WC:(West Coast): Pacific Coast, Western Arctic and Athabasca-Mackenzie Watershed areas All areas: includes East and West Coast areas

Notes:

1. The digits "10" following a channel number indicates simplex use of the ship station transmit side of an international duplex channel. Operations are different from that of international operations on that channel.
2. Channel 16 is used for calling other stations or for distress alerting.
3. The digits "20" following a channel number indicates simplex use of the coast station transmit side of an international duplex channel. That is, the channel is Receive Only.
4. Channel 70 is used exclusively for Digital Selective Calling (DSC) and is not available for regular voice communications.
5. Channels 75 and 76 are reserved as guard bands for Channel 16 and are not available for regular voice communications.

European Private Channels and Frequencies

In addition to the channels listed above in the International Marine VHF Channels & Frequencies table, your radio may also include some of the following private channels. Which channels are included depend upon the country in which the radio is to be operated and whether you possess the appropriate licensing

Country	CH	TX Freq	RX Freq	Freq Use
Belgium	96	162.425	162.425	Marina
Denmark	L1	155.500	155.500	Leisure
	L2	155.525	155.525	Leisure
Denmark, Finland, Norway & Sweden	F1	155.625	155.625	Fishing
	F2	155.775	155.775	Fishing
	F3	155.825	155.825	Fishing
Finland, Norway&Sweden	L1	155.500	155.500	Leisure
	L2	155.525	155.525	Leisure
	L3	155.650	155.650	Leisure
Netherlands	31	157.550	162.150	Marina
	37	157.850	157.850	Leisure
UK	M1	157.850	157.850	Marina
	M2	161.425	161.425	Marina

Notes: A license may be required to operate the radio on the private channels. It is your responsibility to obtain the proper license to operate the radio on these frequencies.

Weather Channels and Frequencies

WX channel	Frequency(MHz)		Remarks
	Transmit	Receive	
1	RX only	162.550	Weather(receive only)
2	RX only	162.400	Weather(receive only)
3	RX only	162.475	Weather(receive only)
4	RX only	162.425	Weather(receive only)
5	RX only	162.450	Weather(receive only)
6	RX only	162.500	Weather(receive only)
7	RX only	162.525	Weather(receive only)
8	RX only	161.650	Weather(receive only)
9	RX only	161.775	Weather(receive only)
10	RX only	163.275	Weather(receive only)

SPECIFICATIONS

DESCRIPTION	Unit	LIMIT
Frequency Range:Transmit	MHz	156.025 To 162.425
Frequency Range:Receive	MHz	156.050 To 163.275
Number Of Channels VHF		56 INT Channels
		52 USA Channels
		59 Canada Channels
		10 Weather Channels(only for USL)
Memory Channel		99 Memory Channels
Oscillate Mode		PLL
Modulation		FM(16K0G3E)
Channel Spacing	KHz	25
Frequency Stability	PPM	±5
Standard Operation Temperature	°C	-15 ~ +55
Record	S	Maximum 60 seconds
Controls:POWER ON/OFF /VOL/SQL/CH		Multi-Function Coding Knob
Feature Keys		PTT, Torch/R/W
		CH*/UIC,REC,WX/ALT,16/9,PLAY/LOOP, H/M/L/LOCK,SCAN,MEM,DW/TRIW
Normal Working Voltage	V	3.7 (With Li-Polymer Battery 4000mAh)
Low Limit Working Voltage	V	3
Battery Lifetime (Tx 5% / Rx 5% / Standby 90%)	H	≥ 24
Torch current	A	0.7
Controls:Volume/Squelch/Channel		Coding Knob
Charging current	mA	1500+/- 200
Antenna Socket		SMA
Display		Segment Code 2.0 Inch LCD With White Back Light
Built-In Speaker		Diameter 40mm / Impedance 8 Ohm
Accessory :		IPX8 waterproof cable,Belt Clip,Hand Strap,Rubber Duck Antenna,3.7V Li-Polymer Battery Pack (4000mAh),AC 100~240V / DC 5V Wall Adapter (worldwide)
TRANSMITTER		
1.Carrier power(no mod)		
High power	W	6
Middle power	W	3
Low power	W	1
2.Carrier freq.Tolerance	ppm	±5
3.Max Modulation limiting	±KHz	5
4.Audio frequency response		
@300Hz	dB	-13.5~-9.5
@2KHz	dB	3.0~7.0
@3KHz	dB	6.5~+10.5
5.Audio distortion at 3 KHz Dev.	%	<5
6.Residual modulation	dB	≤-40
7.Mic sens.For 3KHz	mV	13±3
8.Conducted spurious emission	dBm	≤-36
9.Current drain		
Transmit(High)	A	≤3.2
Transmit(Middle)	A	≤2
Transmit(Low)	A	≤1.2
RECEIVER		
1.Sensitivity For 12dB Sinad	dBμV	≤-6(EMF)

HIMUNICATION

- 22 -

HM160 MAX

2.Squelch		
a) squelch threshold	dB μ V	<-6.0(EMF)
b) squelch tight	dB μ V	0dB μ V ~ +6dB μ V
c) hysteresis	dB	3~6
3.Rated audio output at 10% Thd Speaker	mW	\geq 700
4.Max.S/N ratio at 1mV	dB	\geq 40
5.Audio frequency resp.	dB	1KHz/0dB ref.
@300Hz	dB	+7.5~+11.5
@2KHz	dB	-9~-5
@3KHz	dB	-12.5~-8.5
6.Adjacent ch.Rejection	dB	\geq 70
7.Image rejection	dB	\geq 70
8.Intermod rejection	dB	\geq 68
9.Spurious response rejection	dB	\geq 70
10.Scan time. Per channel	ms	\leq 200
11.StandBy Current	mA	\leq 40
12.Max Audio Power	mA	\leq 400
GENERAL STANDARD		
1. Floating&Flash		
2. Waterproof: IPX8		
3. Communication Range: About 5 nautical miles		
4. Build in Battery		
DIMENSION & WEIGHT		
Dimension (L/W/H)	mm	155×60×40
Weight	g	285

Declaration of Conformity

We, the undersigned (Manufacturer / The manufacturers authorized representative established within EEA):

Company	Shenzhen Jiuzhou Himunication Technology Co., Ltd
Address	7th Floor, building 13, Run Dong Sheng Industrial Park, National Road 107, Longzhu community, Xixiang, Baoan district, Shenzhen, China
Country	China
Telephone number	13713517852
Telefax number	-
E-mail	rd@himunication.com

Certify and declare under our responsibility that the following product:

Product Description	VHF Marine Radio
Manufacturer	Shenzhen Jiuzhou Himunication Technology Co., Ltd
Brand Name	HIMUNICATION
Model/Type	HM160 MAX
Hardware version	0.23
Software version	1.32

Is tested to and conforms with the essential test suites included in the following standards, which are in force within the EEA:

Standard	Issue date	Reference to report/file
ETSI EN 300 698 V2.3.1 (2018-11) ETSI EN 301 178 V2.2.2 (2017-04)	2021-09-15	CHTEW21090061 CHTEW21090062
ETSI EN 301 843-1 V2.2.0 (2017-07) ETSI EN 301 843-2 V2.2.0 (2017-07)	2021-09-15	CHTEW21090063
EN 62368-1:2014+A11:2017	2021-09-15	CHTSE21090087
EN62209-2 SAR EN50566 SAR	2021-09-15	CHTEW21090056

And therefore complies with the essential requirements of the following directives:

Directive Name	Directive number	Further identification
Radio Equipment Directive	2014/53/EU	



The following Notified Bodies have been consulted in the Conformity Assessment procedure (whenever applicable):

Notified Body number	Name and address
1622	Nemko Canada Inc 303 River Road Ottawa, Ontario, Canada K1V 1H2

The technical documentation as required by the conformity assessment procedure is kept at the following address for a period ending at least 10 years after the last product has been manufactured at the disposal of the relevant national authorities of any Member State for inspection:

Company	Shenzhen Jiuzhou Himunication Technology Co., Ltd
Address	7th Floor, building 13, Run Dong Sheng Industrial Park, National Road 107, Longzhu community, Xixiang, Baoan district, Shenzhen, China
Country	China
Telephone number	13713517852
Telefax number	-
E-mail	rd@himunication.com

Product is CE-marked in	
--------------------------------	--

	Drawn up in	
	Date	2021-10-08
		
	Signature and Company Stamp	Oliver Zou / R&D Director